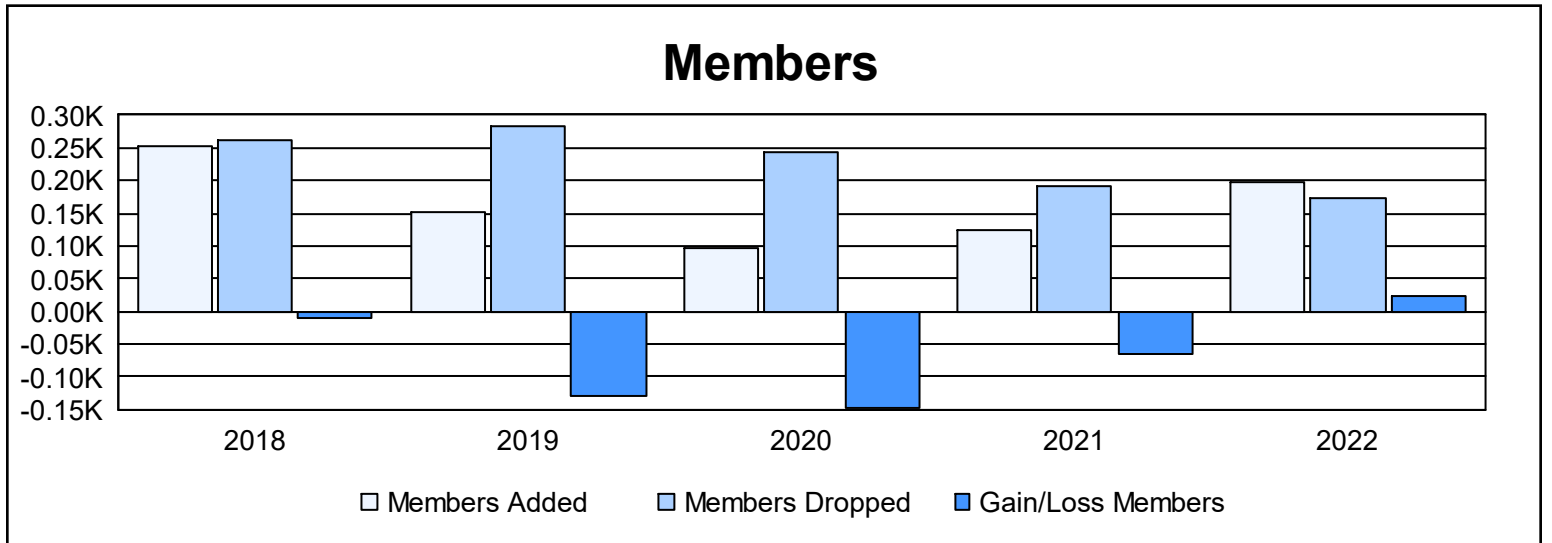
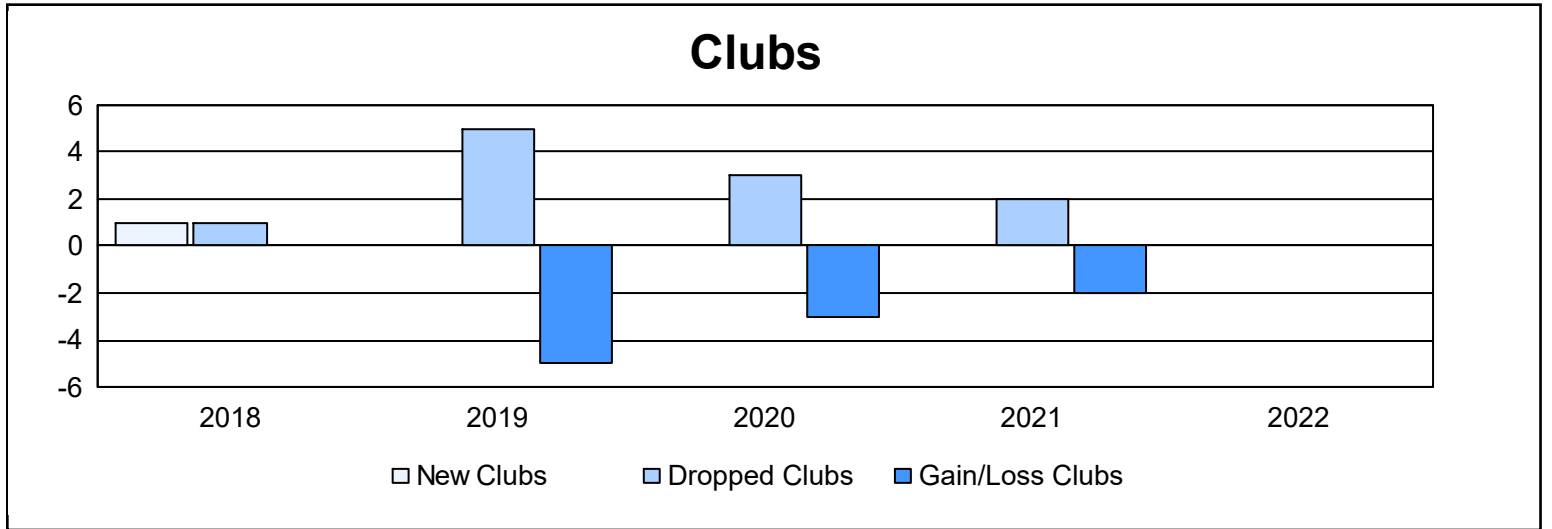
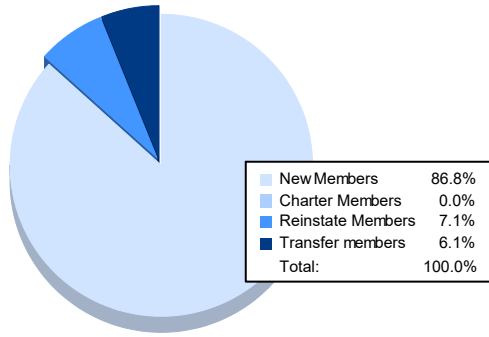


Year	New Clubs	Dropped Clubs	Gain/ Loss Clubs	New Members	Charter Members	Reinstate Members	Transfer Members	Total Member Added	Total Members Dropped	Gain/ Loss Members
2017-2018	1	1	0	215	22	3	12	252	263	-11
2018-2019	0	5	-5	130	0	5	18	153	283	-130
2019-2020	0	3	-3	79	0	4	13	96	244	-148
2020-2021	0	2	-2	116	0	4	4	124	190	-66
2021-2022	0	0	0	171	0	14	12	197	173	24
<b>Average</b>	<b>0</b>	<b>2</b>	<b>-2</b>	<b>142</b>	<b>4</b>	<b>6</b>	<b>12</b>	<b>164</b>	<b>231</b>	<b>-66</b>



### Membership Composition June 2022 Cumulative



### Gender Composition June 2022 Cumulative

